






Cleaning the Drive Gears

Written By: Mosaic Support



Step 1 — Access Drive Gears



- Unplug your Palette and ensure that it is powered off.
- Once you've removed the lid to your Palette, you can carefully clean the drive gears with a pair of tweezers or a wire brush. This will help the gears grip the filament better to drive in and out of your Palette.
- Here are examples of cleaning both the ingoing and outgoing drive gears.

If you have any additional questions, please send us a message at support@mosaicmfg.com